



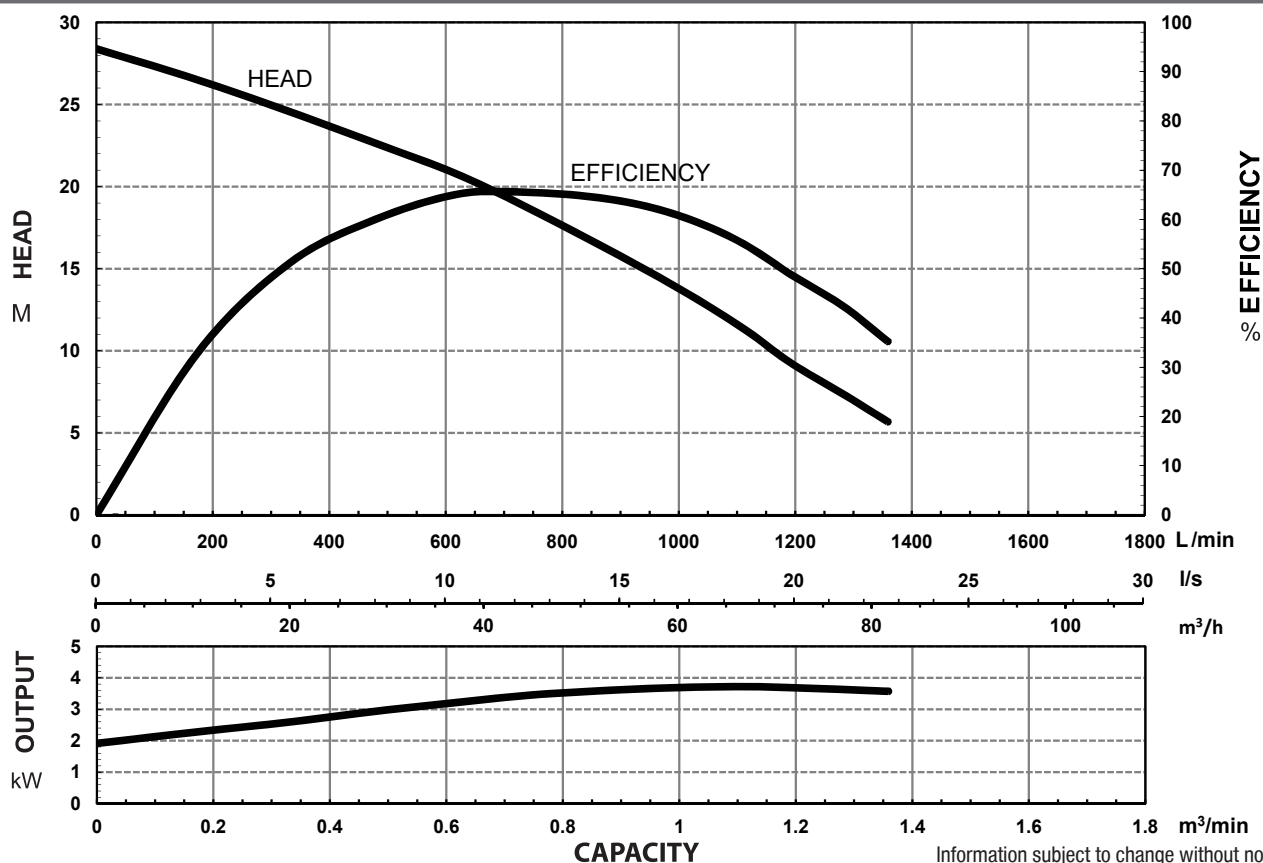
## SPECIFICATIONS

Power	3.7kW / 5.0HP
Frequency	50Hz
Discharge	80mm / 3 inch female BSP
Weight (Excl cable)	43Kg
Solid Passage	32 mm
Phase	3ø
Voltage	415
Full Load Amps	7.7
Maximum Liquid Temperature	0-40° C
Maximum Submersion Depth	10m (33 feet)
Motor type	Dry motor
Motor Speed	2 Pole (2800 rpm)
Motor Insulation	Class F
Motor Protection	IP68
Protector	Auto cut
Motor Bearings	Ball Type
	Dual Mechanical seal
Seal Method	Upper: Carbon/Ceramic Lower: Silicon/Silicon
Impeller Type	Semi-open
Motor Cover Construction	SCS14 Stainless Steel
Motor Casing Construction	316 Stainless Steel
Motor Shaft Construction	316 Stainless Steel
Pump Casing Construction	SCS14 Stainless Steel
Impeller Construction	SCS14 Stainless Steel
Cable Material	H07RN-F

## MODEL NUMBER STRUCTURE

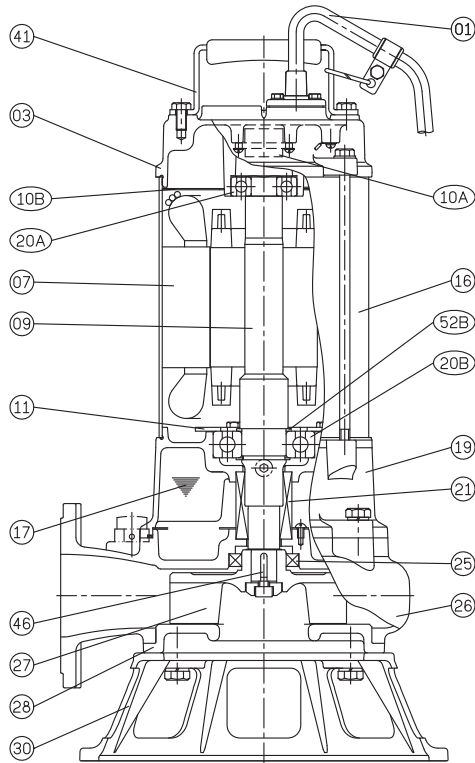
<b>U</b>	Ultraflow
<b>M</b>	'M' indicates Manual, without floatswitch
<b>C</b>	'C' indicates 'Channel Impeller' series
<b>N</b>	'N' indicates series
<b>SS</b>	'SS' indicates 'Stainless Steel'
<b>3700</b>	Power consumption in 'Watts'
<b>80</b>	Outlet size
<b>3</b>	'3' indicates 415 volt three phase

## PERFORMANCE CURVES



Information subject to change without notice.

**SECTIONAL DRAWING & MATERIALS LIST**



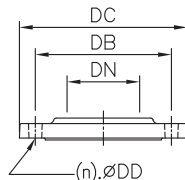
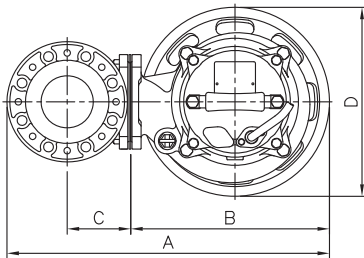
PART NUMBER	DESCRIPTION	MATERIAL
01	Sensor Cable	H07RN-F
03	Upper Motor Cap/ Bearing Housing	SCS14 Stainless Steel
07	Motor Stator	
09	Shaft (With Rotor)	316 Stainless Steel
10A	Auto Cut Out Overload	
10B	Auto Cut Out Overload Mounting Plate	
16	Motor Casing	316 Stainless Steel
17	Lubricant	Turbine Oil
19	Lower Bearing Housing	SCS14 Stainless Steel
20A & 20B	Upper Bearing & Lower Bearing	
21	Mechanical Seal	Upper: Carbon/Ceramic Lower: Silicon/Silicon
25	Oil Seal	Nitrile
26	Pump Casing	SCS14 Stainless Steel
27	Impeller	SCS14 Stainless Steel
28	Suction Cover	SCS14 Stainless Steel
30	Pump Base Plate	SCS14 Stainless Steel
41	Handle	304 Stainless Steel
46	Impeller Key	304 Stainless Steel
47	O'rings	
55	Oil Plug	SCS14 Stainless Steel

When ordering spare parts as above, simply add the pump model number to the part number from the list above. For example, a power lead (part '01'), the complete spare part name would be written as '01-UMCNSS3700/80/3'.

**DIMENSIONAL DRAWING**

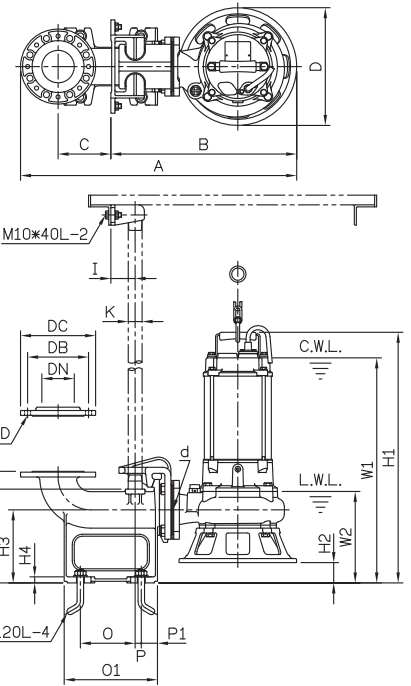
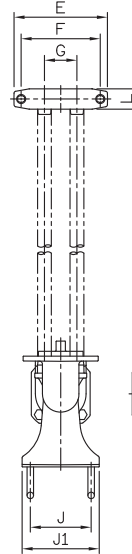
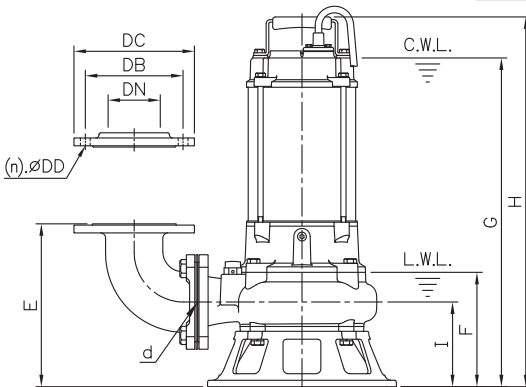
**ELBOW (FLANGE) SET**

**GUIDE RAIL SYSTEM DIMENSIONS USING GRSS80 GUIDE RAIL KIT**



**DIMENSIONS - mm**

DN	DB	DC	DD
80	130	185	12



**DIMENSIONS - mm  
UMCNSS3700/80/3**

d	A	B	C	D	E	F	G	H	I
80	495	305	98	290	250	176	505	568	130

**DIMENSIONS - UMCNSS3700/80/3**

d	A	B	C	D	E	F	G	I	J	J1	K	L	M	N	O	O1	P	P1	W1	W2	H1	H2	H3	H4
80	681	458	130	290	230	195	80	60	150	190	32	50	275	231	135	230	15	40	555	226	618	50	180	15

Information subject to change without notice.