



Models: **UMHDDN2200/80/3**
UAHDDN2200/80/3



MANUAL



AUTOMATIC

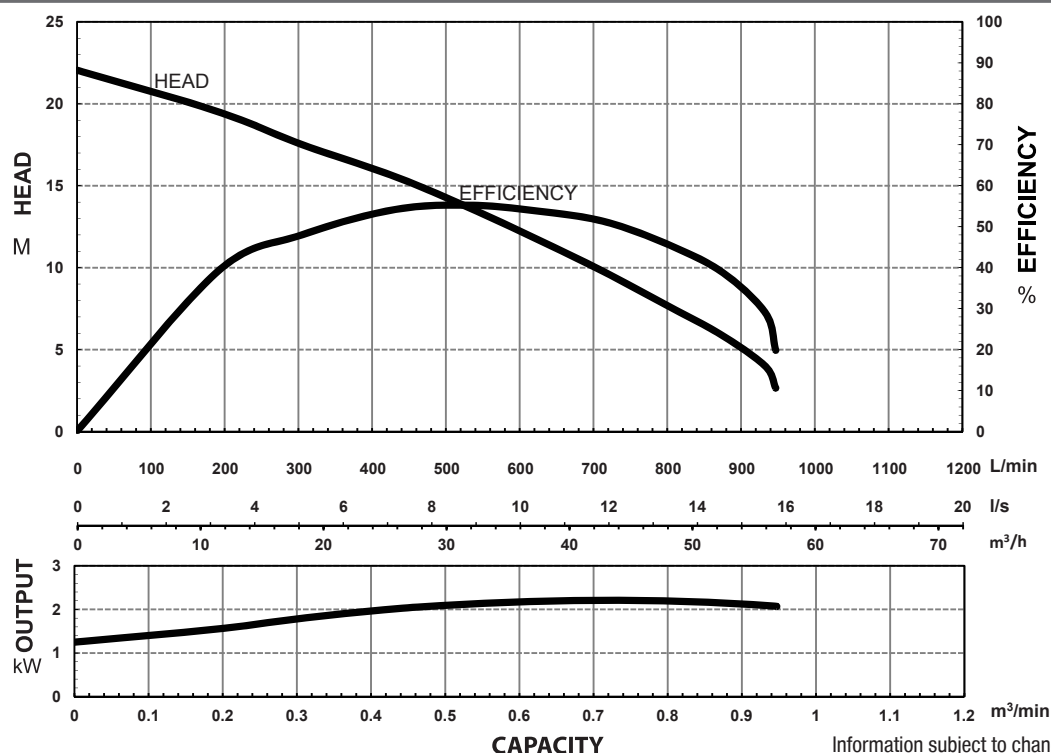
MODEL NUMBER STRUCTURE

U	Ultraflow
M	'M' indicates Manual, without floatswitch
	'A' indicates Manual, without floatswitch
HDD	'HDD' indicates 'Heavy Duty Drainage' series
N	'N' indicates series
2200	Power consumption in 'Watts'
80	Outlet size
3	'3' indicates 415 volt single phase

SPECIFICATIONS

Power	2.2kW / 3.0HP
Frequency	50Hz
Discharge	80mm / 3 inch female BSP
Weight (Excl cable)	53Kg - UAHDDN2200/80/3 47Kg - UMHDDN2200/80/3
Solid Passage	10 mm
Phase	3Ø
Voltage	415
Full Load Amps	4.8
Maximum Liquid Temperature	0-40° C
Maximum Submersion Depth	30m (100 feet)
Motor type	Dry motor
Motor Speed	2 Pole (2800 rpm)
Motor Insulation	Class B
Motor Protection	IP68
Protector	Auto cut
Motor Bearings	Ball Type
Seal Method	Dual Mechanical seal
	Upper: Carbon/Ceramic Lower; Silicon/Silicon
Impeller Type	Enclosed Channel
Motor Cover Construction	FC200 Cast Iron
Motor Casing Construction	FC200 Cast Iron
Motor Shaft Construction	403 Stainless Steel
Pump Casing Construction	FC200 Cast Iron
Outer Pump Jacket Construction	304 Stainless Steel
Impeller Construction	Hi-Chromium
Wear Ring	Hi-Chromium
Strainer Construction	304 Stainless Steel
Cable Material	H07RN-F

PERFORMANCE CURVES

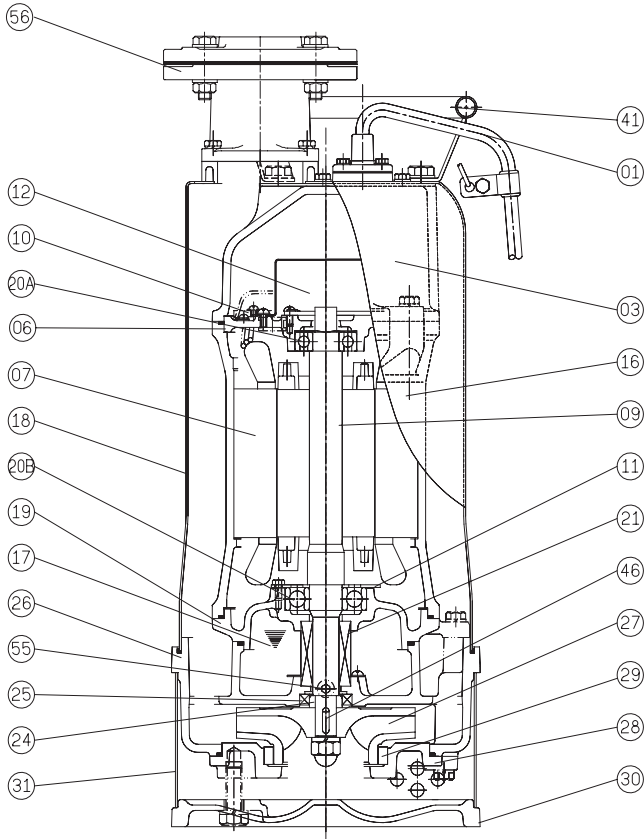


Information subject to change without notice.

Models: **UMHDDN2200/80/3**
UAHDDN2200/80/3

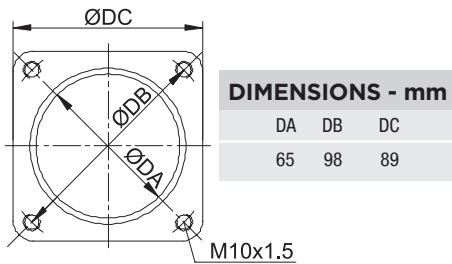


SECTIONAL DRAWING & MATERIALS LIST

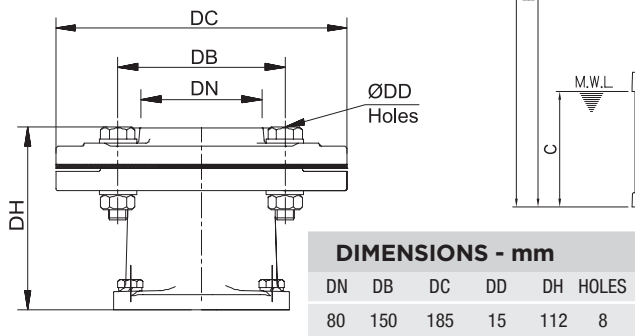


PART NUMBER	DESCRIPTION	MATERIAL
01	Cable	H07RN-F
03	Upper Motor Cap	Cast Iron FC-200
06	Upper Bearing Housing	Cast Iron FC-200
07	Motor Stator	
09	Shaft (With Rotor)	(Shaft) Stainless Steel 403
10	Auto Cut Out Overload	
11	Bearing Fixer	
12	Transformer relay	UAHDDN2200/80/3 only
16	Motor Casing	Cast Iron FC-200
17	Lubricant	Turbine Oil
18	Outer Cover	304 Stainless Steel
19	Lower Bearing Housing	Cast Iron FC-200
20A & 20B	Upper Bearing & Lower Bearing	
21	Mechanical Seal	Upper: Carbon/Ceramic Lower: Silicon/Silicon
24	Oil Seal Bush	403 Stainless Steel
25	Oil Seal	Nitrile
26	Pump Casing	Cast Iron FC-200
27	Impeller	High Chromium HiCr
28	Casing Cover	Cast Iron FC-200
29	Wear Ring	High Chromium HiCr
30	Pump Base	Cast Iron FC-200
31	Strainer	304 Stainless Steel
41	Handle	304 Stainless Steel
46	Impeller Key	304 Stainless Steel
47	O'rings	
55	Oil Plug	304 Stainless Steel
56	Outlet Flange Kit	
FL	Floatswitch	UAHDDN2200/80/3 only

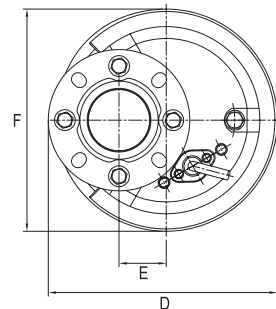
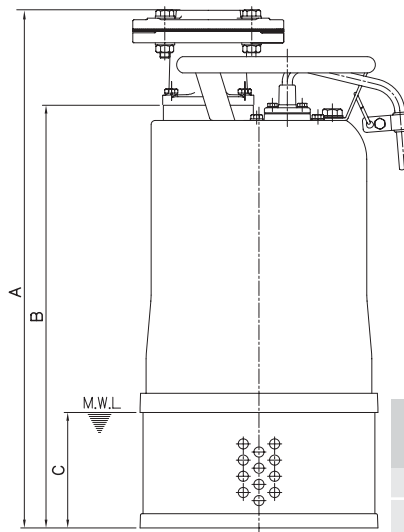
PUMP OUTLET DIMENSIONS



LKF3-150*98PT OUTLET FLANGE KIT DIMENSIONS



DIMENSIONAL DRAWING



DIMENSIONS - mm						
UAHDDN2200/80/3						
A	B	C	D	E	F	
608	496	115	260	50	235	
UMHDDN1500/80/3						
A	B	C	D	E	F	
533	421	115	260	50	235	

To order spare parts as above, it will be necessary to add the model number of the pump after the code listed above. For example, a power lead for a UMHDDN2200/80/3 would be written as '01- UMHDDN2200/80/3'.

Information subject to change without notice.



T 1300 662 787 | F 1300 662 717
22-24 Somerville Circuit, Emu Plains NSW 2750
E sales@generalpumps.com.au www.generalpumps.com.au