



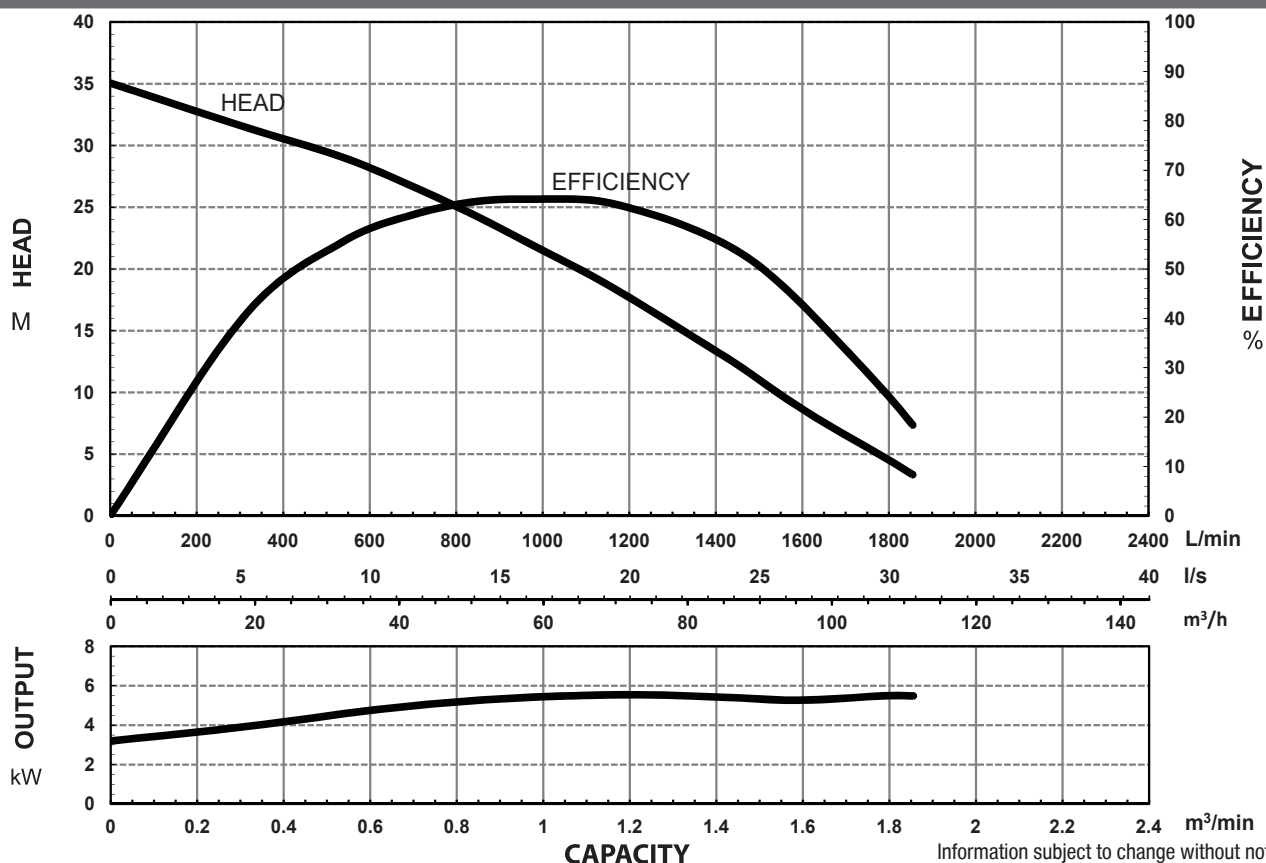
SPECIFICATIONS

| | |
|----------------------------|---|
| Power | 5.5kW / 7.5HP |
| Frequency | 50Hz |
| Discharge | 100mm / 4 inch female BSP |
| Weight (Excl cable) | 87Kg |
| Solid Passage | 30 mm |
| Phase | 3ø |
| Voltage | 415 |
| Full Load Amps | 11.2 |
| Maximum Liquid Temperature | 0-40° C |
| Maximum Submersion Depth | 30m (100 feet) |
| Motor type | Dry motor |
| Motor Speed | 2 Pole (2800 rpm) |
| Motor Insulation | Class F |
| Motor Protection | IP68 |
| Protector | Auto cut |
| Motor Bearings | Ball Type |
| Seal Method | Dual Mechanical seal |
| | Upper: Carbon/Ceramic Lower: Silicon/Silicon |
| Impeller Type | Semi Open |
| Motor Cover Construction | FC-200 Cast Iron |
| Motor Casing Construction | FC-200 Cast Iron |
| Motor Shaft Construction | 403 Stainless Steel |
| Pump Casing Construction | FC-200 Cast Iron |
| Impeller Construction | FC-200 Cast Iron |
| Cable Material | H07RN-F |

MODEL NUMBER STRUCTURE

| | |
|-------------|---|
| U | Ultraflow |
| M | 'M' indicates Manual, without floatswitch |
| C | 'C' indicates 'Cutter' series |
| Z | 'Z' indicates new series |
| 5500 | Power consumption in 'Watts' |
| 100 | Outlet size |
| 3 | '3' indicates 415 volt three phase |

PERFORMANCE CURVES

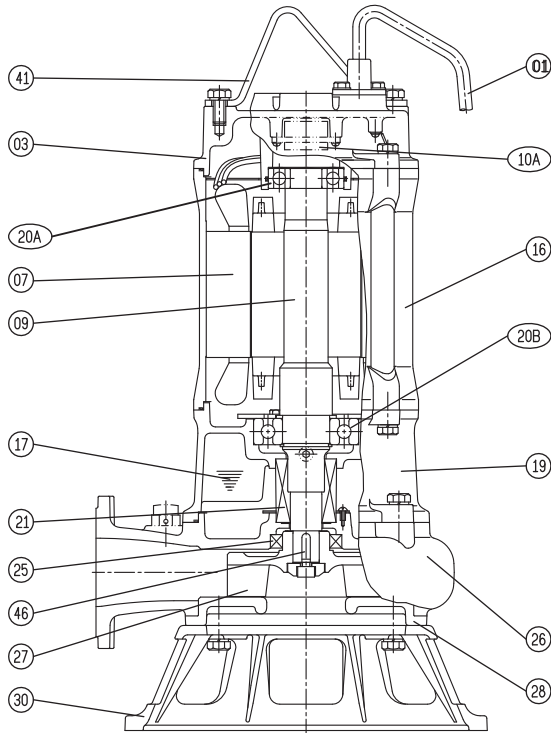


Information subject to change without notice.

Models: **UMCZ5500/100/3**



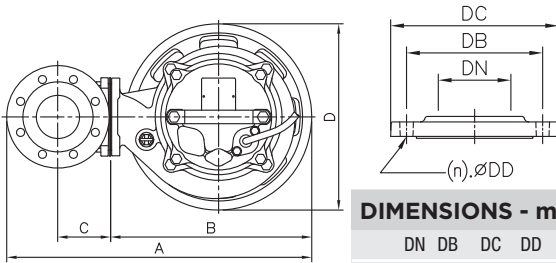
SECTIONAL DRAWING & MATERIALS LIST



| PART NUMBER | DESCRIPTION | MATERIAL |
|-------------|--------------------------------------|---|
| 01 | Sensor Cable | H07RN-F |
| 03 | Upper Motor Cap/ Bearing Housing | Cast Iron FC-200 |
| 07 | Motor Stator | |
| 09 | Shaft With (With Rotor) | (Shaft) Stainless Steel 403 |
| 10A | Auto Cut Out Overload | |
| 10B | Auto Cut Out Overload Mounting Plate | |
| 16 | Motor Casing | Cast Iron FC-200 |
| 17 | Lubricant | Turbine Oil |
| 19 | Lower Bearing Housing | Cast Iron FC-200 |
| 20A & 20B | Upper Bearing & Lower Bearing | |
| 21 | Mechanical Seal | Upper: Carbon/Ceramic Lower: Silicon/Silicon |
| 25 | Oil Seal | Nitrile |
| 26 | Pump Casing | Cast Iron FC-200 |
| 27 | Impeller | Cast Iron FC-200 |
| 28 | Casing Cover | Cast Iron FC-200 |
| 30 | Pump Base Plate | Cast Iron FC-200 |
| 41 | Handle | 304 Stainless Steel |
| 46 | Impeller Key | 304 Stainless Steel |
| 47 | O'rings | |
| 55 | Oil Plug | 304 Stainless Steel |

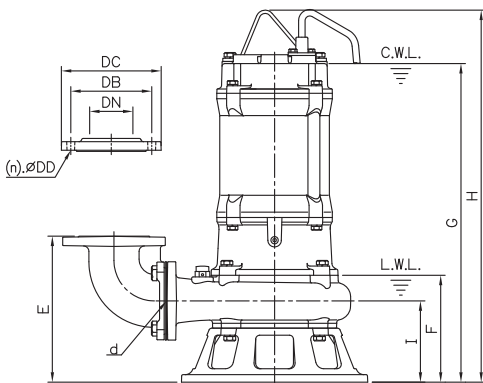
When ordering spare parts as above, simply add the pump model number to the part number from the list above. For example, a power lead (part '01'), the complete spare part name would be written as '01-UMCZ5500/100/3'.

DIMENSIONAL DRAWING

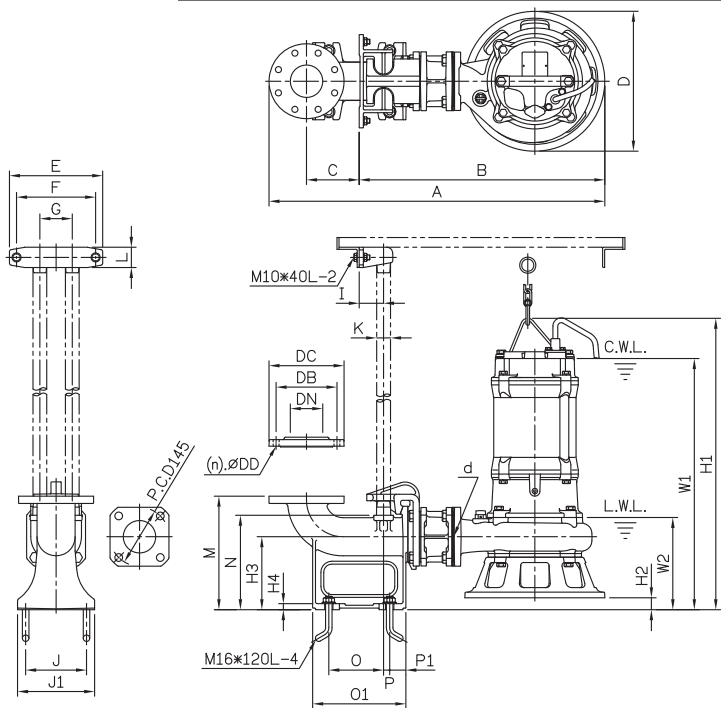


DIMENSIONS - mm

| DN | DB | DC | DD |
|-----|-----|-----|----|
| 100 | 175 | 210 | 15 |



GUIDE RAIL SYSTEM DIMENSIONS USING GR10080HP GUIDE RAIL KIT



UMCZ5500/80/3

| d | A | B | C | D | E | F | G | H | i |
|----|-----|-----|-----|-----|-----|-----|-----|-----|-----|
| 80 | 596 | 373 | 113 | 345 | 282 | 198 | 590 | 689 | 151 |

DIMENSIONS - UMDZ5500/100/3

| d | A | B | C | D | E | F | G | I | J | J1 | K | L | M | N | O | O1 | P | P1 | W1 | W2 | H1 | H2 | H3 | H4 |
|----|-----|-----|-----|-----|-----|-----|----|----|-----|-----|----|----|-----|-----|-----|-----|----|----|-----|-----|-----|----|-----|----|
| 80 | 860 | 606 | 150 | 345 | 230 | 195 | 80 | 60 | 170 | 210 | 32 | 50 | 285 | 233 | 155 | 250 | 15 | 40 | 620 | 228 | 719 | 30 | 180 | 15 |

Information subject to change without notice.



T 1300 662 787 | F 1300 662 717
 22-24 Somerville Circuit, Emu Plains NSW 2750
 E sales@generalpumps.com.au www.generalpumps.com.au